

Tuition Out Students (Arizona)

Last Modified on 03/11/2024 8:47 am CDT

[Students in Your District Attending Your School](#) | [Students in Another District Attending Your School](#) | [Students in Your District Attending School Outside of Your District](#) | [Students in Your District Attending a Different School in Your District](#)

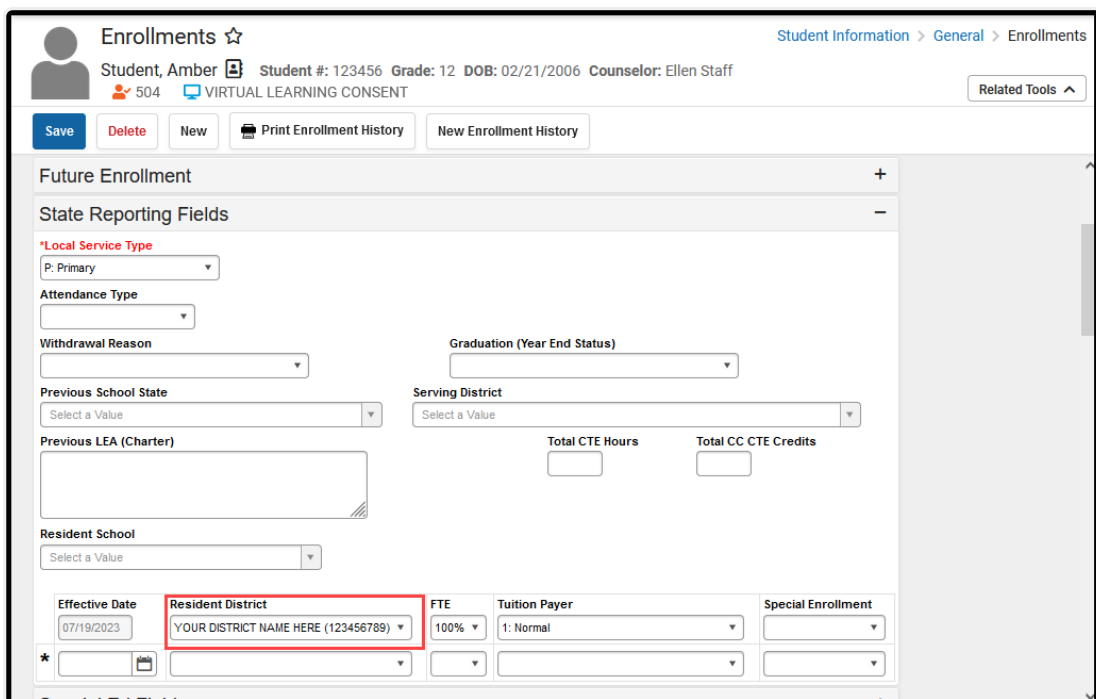
Students residing in a given district may attend all or part of their instruction in a school within a different district. These students, sometimes referred to as "Tuition Out", "Outplacement", etc., require an unique enrollment setup to properly report [Student School Association](#) (SSA) information with the appropriate [Student Education Organization Association](#) and/or Student School Association Local Education Organization (SSALEO).

The following scenarios provide guidance on how to enter enrollment data and school information for correct Ed-Fi reporting.

Students in Your District Attending Your School

Resident District: Your District | **Attending School:** Your School

Set the **Resident District** (District of Residence or DOR) field in the State Reporting Fields editor on the student's [Enrollment](#) record to the name of your district.

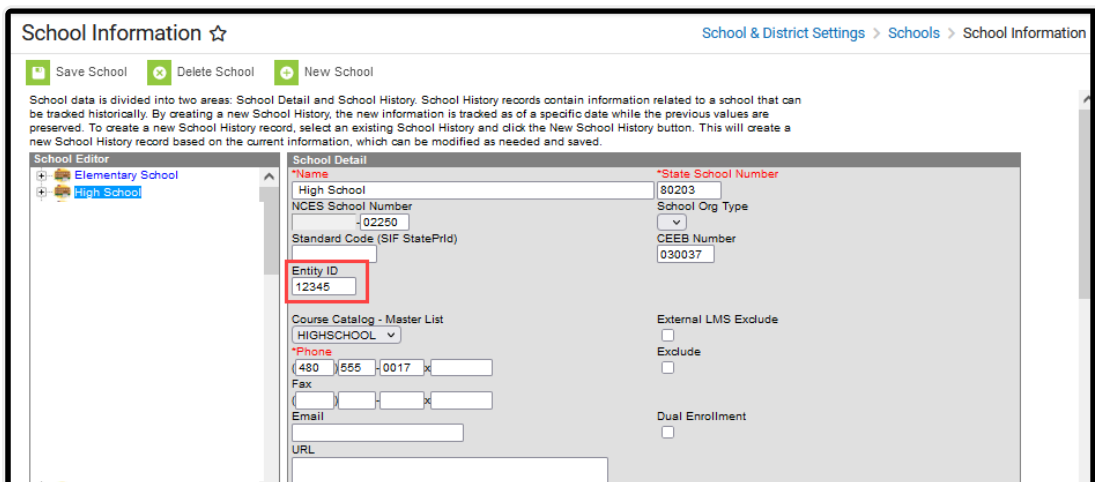


The screenshot shows the 'Enrollments' page for a student named Amber. The 'State Reporting Fields' section is expanded, revealing several fields for data entry. The 'Resident District' field is highlighted with a red box and contains the text 'YOUR DISTRICT NAME HERE (123456789)'. Other visible fields include 'Local Service Type' (set to 'P: Primary'), 'Attendance Type', 'Withdrawal Reason', 'Graduation (Year End Status)', 'Previous School State', 'Serving District', 'Previous LEA (Charter)', 'Resident School', 'Effective Date' (07/19/2023), 'FTE' (100%), 'Tuition Payer' (1: Normal), and 'Special Enrollment'.

Enrollment Record - Resident District Field Set to Your District

Enter the **Entity ID** on the School Information editor as the school the student attends. Since the student is attending a school within your district, the District of Attendance (DOA) is the Entity ID

of your school.



School Information ☆

School & District Settings > Schools > School Information

Save School Delete School New School

School data is divided into two areas: School Detail and School History. School History records contain information related to a school that can be tracked historically. By creating a new School History, the new information is tracked as of a specific date while the previous values are preserved. To create a new School History record, select an existing School History and click the New School History button. This will create a new School History record based on the current information, which can be modified as needed and saved.

School Editor

- Elementary School
- High School

School Detail

*Name: High School

*State School Number: 80203

NCES School Number: 02250

School Org Type: [v]

Standard Code (SIF StatePrid):

CEEB Number: 030037

Entity ID: 12345

Course Catalog - Master List: HIGHSCHOOL [v]

*Phone: (480) 555-0017 x []

Fax: [] [] [] x []

Email: [] [] [] [] [] []

URL: [] [] [] [] [] []

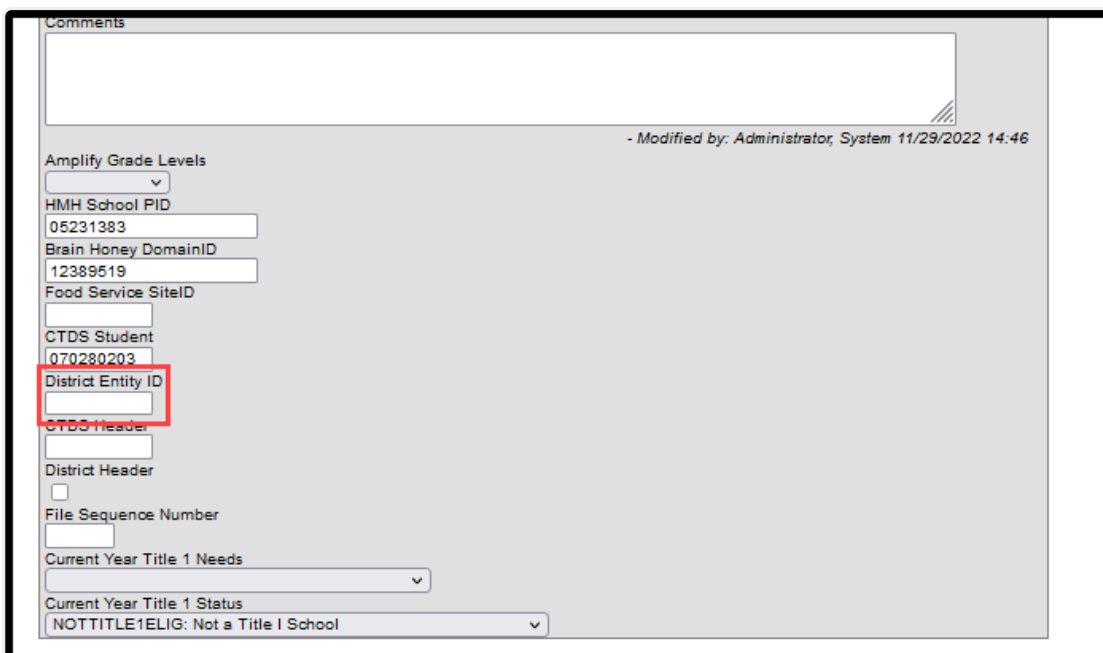
External LMS Exclude: ☐

Exclude: ☐

Dual Enrollment: ☐

School Information Editor - Entity ID

Also on the School Information editor, the **District Entity ID** should be blank.



Comments

- Modified by: Administrator, System 11/29/2022 14:46

Amplify Grade Levels: [v]

HMH School PID: 05231383

Brain Honey DomainID: 12389519

Food Service SiteID: []

CTDS Student: 070280203

District Entity ID: []

CTDS Header: []

District Header: ☐

File Sequence Number: []

Current Year Title 1 Needs: [v]

Current Year Title 1 Status: NOTTITLE1ELIG: Not a Title I School [v]

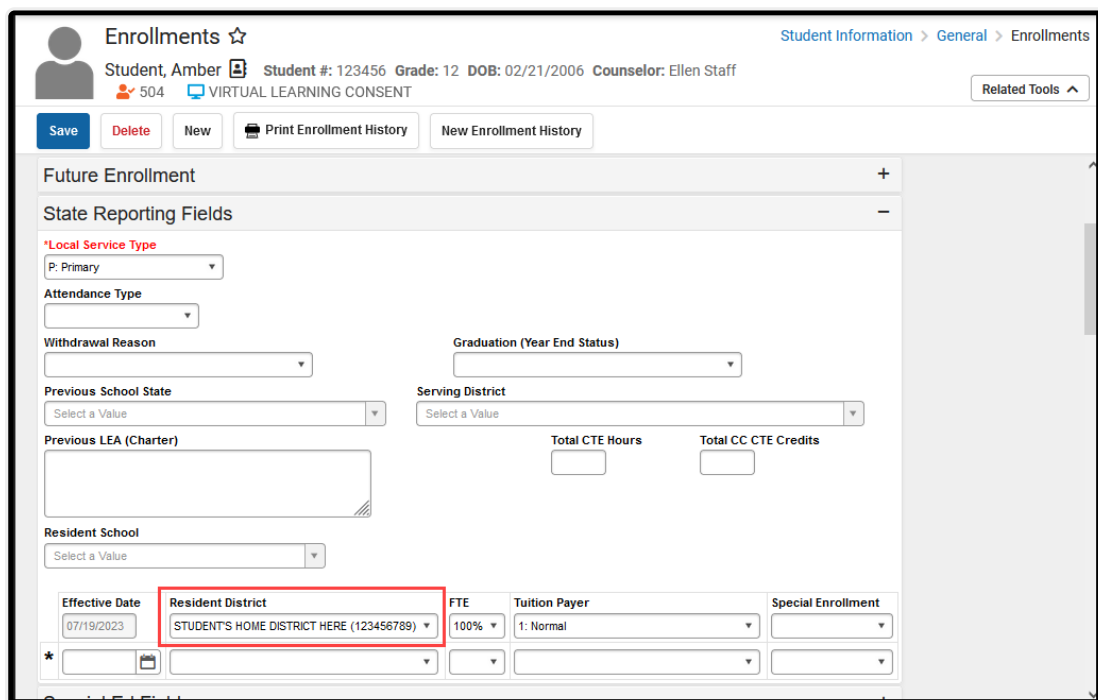
School Information - District Entity ID Field Blank

Students in Another District Attending Your School

Resident District: Not Your District | **Attending School:** Your School

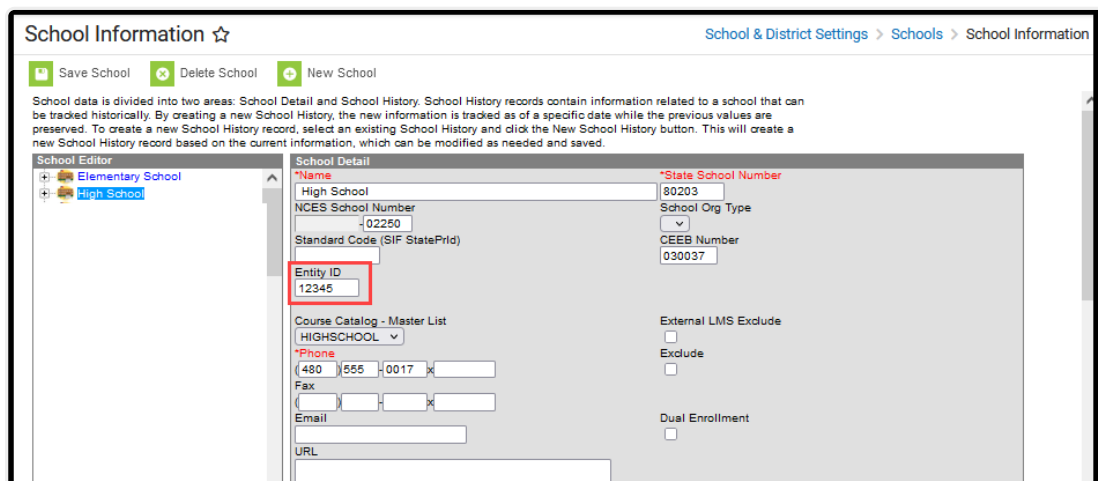
Set the **Resident District** field in the State Reporting Fields editor on the student's [Enrollment](#) record to the student's home district. This is the district where they would attend based on their

primary residence.



Enrollment Record - Resident District Set to Student's Home District

Enter the **Entity ID** on the School Information editor as the school where the student attends class. Since the student is attending a school within your district, the District of Attendance is the Entity ID of your school.



School Information Editor - Entity ID

Also on the School Information editor, the **District Entity ID** should be blank.

Comments

- Modified by: Administrator, System 11/29/2022 14:46

Amplify Grade Levels

HMH School PID

Brain Honey DomainID

Food Service SiteID

CTDS Student

District Entity ID

CTDS Header

District Header
☐

File Sequence Number

Current Year Title 1 Needs

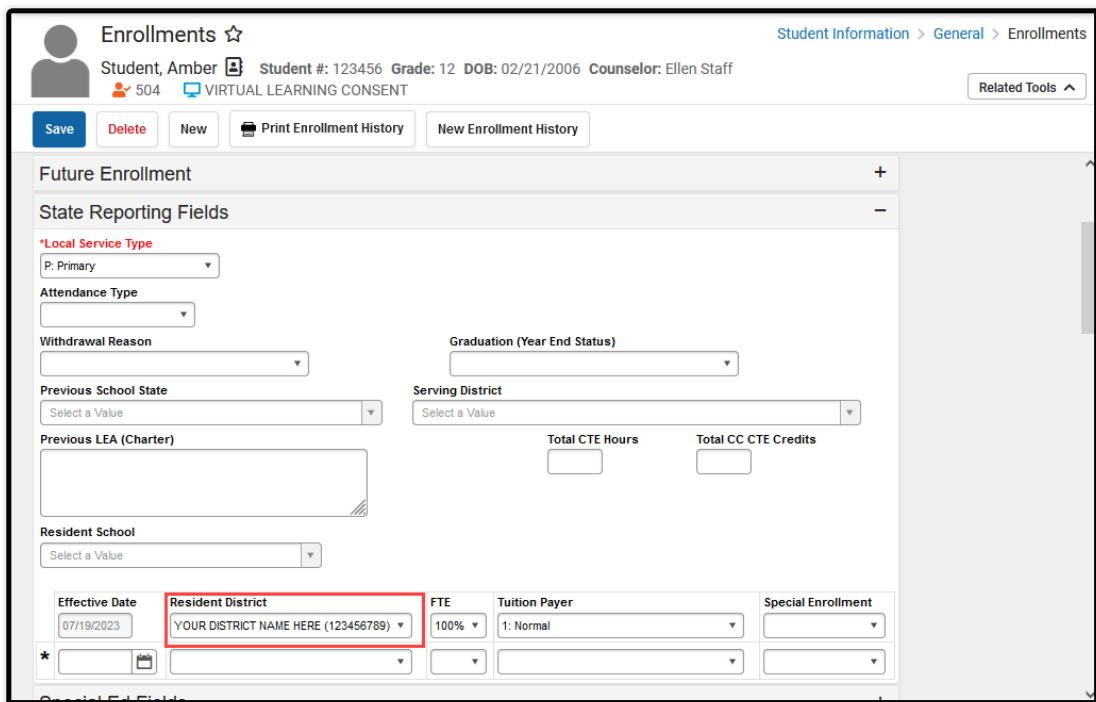
Current Year Title 1 Status

School Information - District Entity ID Field Blank

Students in Your District Attending School Outside of Your District

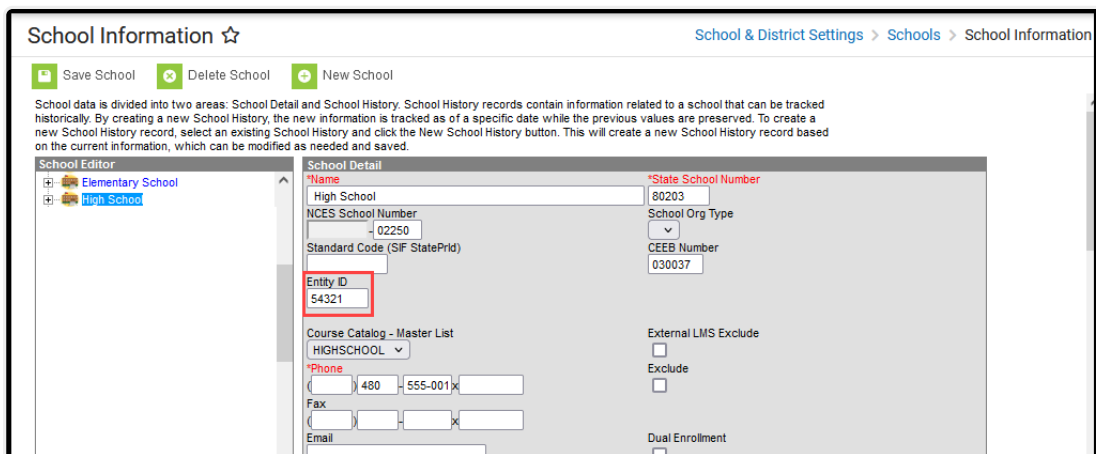
Resident District: Your District | **Attending School:** Another school not in your district

Set the **Resident District** field in the State Reporting Fields editor on the student's [Enrollment](#) record to the name of your district.



Enrollment Record - Resident District Field set to Your District

Enter the **Entity ID** on the School Information editor as the school where the student attends class. Since the student is attending a school outside of your district, the District of Attendance is the Entity ID of that outside school.



School Information - Entity ID Set to School Outside of District

Also on the School Information editor, the **District Entity ID** should be set to the school where the student attends, e.g., the same value that is entered in the Entity ID field.

Amplify Grade Levels

▼

HMH School PID

05231383

Brain Honey DomainID

12389519

Food Service SiteID

CTDS Student

070280203

District Entity ID

54321

CTDS Header

District Header

☐

File Sequence Number

Current Year Title 1 Needs

▼

Current Year Title 1 Status

NOTTITLE1ELIG: Not a Title I School




School Information - District Entity ID is the same value as the Entity ID

Students in Your District Attending a Different School in Your District

Resident District: Your District | **Attending School:** Another school in your district

Set the **Resident District** field in the State Reporting Fields editor on the student's [Enrollment](#) record to the name of your district.

Enrollments ☆ Student Information > General > Enrollments

Student, Amber  Student #: 123456 Grade: 12 DOB: 02/21/2006 Counselor: Ellen Staff
 504  VIRTUAL LEARNING CONSENT Related Tools ^

[Save](#) [Delete](#) [New](#) [Print Enrollment History](#) [New Enrollment History](#)

Future Enrollment +

State Reporting Fields -

***Local Service Type**
P: Primary

Attendance Type

Withdrawal Reason

Graduation (Year End Status)

Previous School State
Select a Value

Serving District
Select a Value

Previous LEA (Charter)

Total CTE Hours

Total CC CTE Credits

Resident School
Select a Value

Effective Date
07/19/2023

Resident District
YOUR DISTRICT NAME HERE (123456789)

FTE
100%

Tuition Payer
1: Normal

Special Enrollment

Student Enrollment Record - Resident District Field is set to your district

Enter the **Entity ID** on the School Information editor as the school where the student attends class. Since the student is attending a school within your district, the District of Attendance is the Entity ID of the school where they are enrolled.

School Information ☆ School & District Settings > Schools > School Information

[Save School](#) [Delete School](#) [New School](#)

School data is divided into two areas: School Detail and School History. School History records contain information related to a school that can be tracked historically. By creating a new School History, the new information is tracked as of a specific date while the previous values are preserved. To create a new School History record, select an existing School History and click the New School History button. This will create a new School History record based on the current information, which can be modified as needed and saved.

School Editor

- Elementary School
- High School

School Detail

***Name**
High School

***State School Number**
80203

NCES School Number
02250

School Org Type

Standard Code (SIF StatePrid)

CEEB Number
030037

Entity ID
54321

Course Catalog - Master List
HIGHSCHOOL

***Phone**
() 480 - 555-001x

Fax
() - x

Email

External LMS Exclude
☐

Exclude
☐

Dual Enrollment
☐

School Information - Entity ID Set to School Outside of District

Also on the School Information editor, the **District Entity ID** should be blank.

Comments

- Modified by: Administrator, System 11/29/2022 14:46

Amplify Grade Levels

HMH School PID

05231383

Brain Honey DomainID

12389519

Food Service SiteID

CTDS Student

070280203

District Entity ID

CTDS Header

District Header

File Sequence Number

Current Year Title 1 Needs

Current Year Title 1 Status

NOTTITLE1ELIG: Not a Title I School

School Information - District Entity ID Field Blank