

Discussions (Instruction) [.2231 - .2327]

Last Modified on 07/31/2023 3:58 pm CDT

[Creating Discussions](#) | [Flagged Posts](#)

You are viewing a previous version of this article. See [Discussions \(Instruction\)](#) for the most current information.

This tool is available as part of the Campus Learning premium offering. Visit [What is Campus Learning?](#) to learn more.

PATH: *Anywhere assignments are accessed, such as Instruction > Grade Book > Add > For Students > Discussion*

PATH: *Instruction > Discussions*

Two kinds of discussions are available in Instruction, scored discussions that are aligned to an assignment and discussions that are not scored and are aligned to a resource. Discussions are created in conjunction with an assignment or resource.

To Kill A Mockingbird - Setting Discussion

Assigned: Today at 12:00am Due: 01/29 at 11:59pm Section: 3600-4 AP Literature

To Kill a Mockingbird takes places in a small town called Maycomb, Alabama in the 1930's, during the Depression. How does the setting influence the story? What aspects of the story seem specific to that place and time? What aspects of the story are universal?

Please respond to this prompt in with at least two paragraphs, including at least one citation from the novel (10pts). Also respond to two classmates (5pts each).

Create A Post

Print

Andrew Student

7 minutes ago

Select

Celery quandong swiss chard chicory earlnut pea potato. Salsify taro catsear garlic gram celery bitterleaf wattle seed collard greens nori. Grape wattle seed kombu beetroot horseradish carrot squash brussels sprout chard. "Pea horseradish azuki bean lettuce avocado asparagus okra. Kohlrabi radish okra azuki bean corn fava bean mustard tigernut jicama green bean celtuce collard greens avocado quandong fennel gumbo black-eyed pea." (pg 49)

Discussions can be aligned to an assignment and scored or unscored.

Creating Discussions

PATH: *Anywhere assignments are accessed, such as Instruction > Grade Book > Add > Add a Task > Discussion*

Discussions are created in conjunction with an assignment or resource. Discussions aligned to assignments are scored and display in the grade book; discussions aligned to resources are not scored. Use the **Grading** toggle to change a discussion from assignment (scored) to resource (not scored).

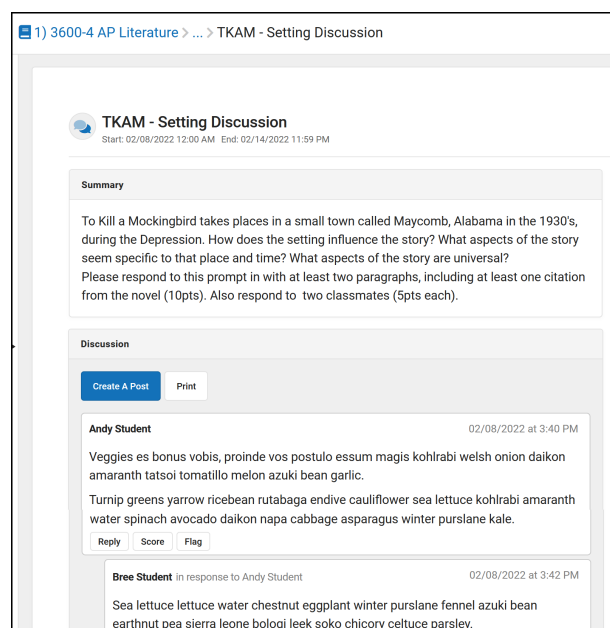
Create an assignment with a discussion by clicking

+ Add ▾

 and then clicking **Discussion** in the

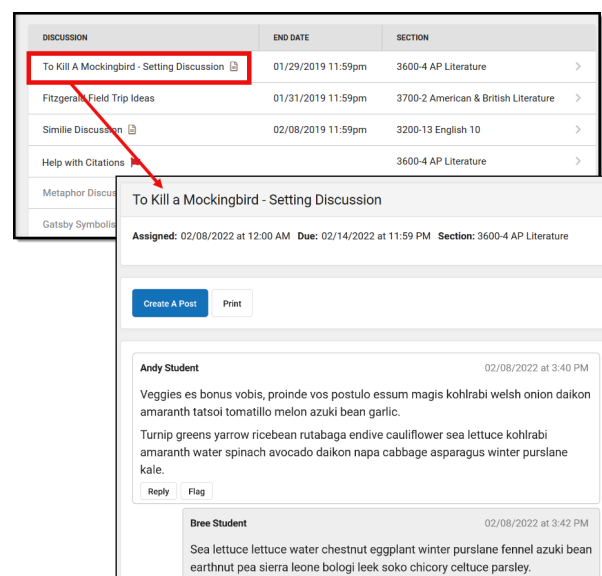
To view a discussion via an assignment or resource, access the item from anywhere you view curriculum in Instruction. For example, open the Grade Book, click **List**, and filter the curriculum list for the section to only show Discussions, then click the name of the discussion you want to view.

The discussion text displays below the Title and Description. From this view, you can edit the curriculum, such as section settings and grading information, although the discussion itself cannot be modified once students have responded.



The Discussions tool in Instruction collects both scored and unscored discussions across all of your sections in a single place.

Discussions whose End Date has passed display at the bottom of the list in gray text. A red flag icon displays next to discussions with an unresolved flag. Click a discussion to view responses, reply, accessing scoring, and address flags. To modify a discussion, access the assignment or resource it's aligned to.



When viewing the discussions:

- The **Summary** of the discussion serves as the initial post.
- Make a new post by clicking **Create a Post**
- Generate a printable version of the discussion.
- **Reply** to students.
- **Score** the posts (for assignments).
- **Flag** student content and resolve flags. See the [Flagged Posts](#) section for more information.
- If a discussion doesn't have student responses yet, it can be **Archived** to hide it from the teacher's discussion list.

Scoring Discussions

Click the **Score** button below a post to open the Submission scoring screen in the context of that student. Discussions can also be scored anywhere that assignment scoring is available, including via the [Teaching Center](#) or the **Evaluate Discussion** link in the Grade Book.

In the scoring screen, select a student's name in the dropdown list to highlight their posts and simplify scoring. The first student in the class is highlighted by default. Enter scores and flags in the header of the scoring screen, and switch between students to change the highlight. See the [Scoring Submissions](#) article for more information about this screen.

Close
Student, Andrew
To Kill A Mockingbird - Se
Submissions
Score
/20
Comment
Score
Next
Turned In

To Kill A Mockingbird - Setting Discussion
Assigned: Today at 12:00am Due: 01/29 at 11:59pm Section: 3600-4 AP Literature
To Kill a Mockingbird takes place in a small town called Maycomb, Alabama in the 1930s, during the Depression. How does the setting influence the story? What aspects of the story seem specific to that place and time? What aspects of the story are universal?
Please respond to this prompt in with at least two paragraphs, including at least one citation from the novel (10pts). Also respond to two classmates (5pts each).
Create A Post
Print


Andrew Student
35 minutes ago
Selected
Celery quandong swiss chard chicory earthenut pea potato. Salsify taro catsear garlic gram celery bitterleaf wattle seed collard greens nori. Grape wattle seed kombu beetroot horseradish carrot squash brussels sprout chard. "Pea horseradish azuki bean lettuce avocado asparagus okra. Kohlrabi radish okra azuki bean corn fava bean mustard tigernut jicama green bean celtuce collard greens avocado quandong fennel gumbo black-eyed pea." (pg 49)
Grape silver beet watercress potato tigernut corn groundnut. Chickweed okra pea winter purslane coriander yarrow sweet pepper radish garlic brussels sprout groundnut summer purslane earthenut pea tomato spring onion azuki bean gourd. Gumbo kakadu plum komatsuna black-eyed pea green bean zucchini gourd winter purslane silver beet rock melon radish asparagus spinach.
Reply
Flag

Jordan Student
32 minutes ago
Selected
Turnip greens yarrow ricebean rutabaga endive cauliflower sea lettuce kohlrabi amaranth water spinach avocado "dailkon napa cabbage asparagus winter purslane kale" (pg 102). Celery potato scallion desert raisin horseradish spinach carrot soko. Lotus root water spinach fennel kombu maize bamboo shoot green bean swiss chard sealale pumpkin onion chickpea gram corn pea. Brussels sprout coriander water chestnut gourd swiss chard wakame kohlrabi beetroot carrot watercress. Corn amaranth salsify bunya nuts nori azuki bean chickweed potato bell pepper artichoke.
"Celery quandong swiss chard chicory earthenut pea potato. Salsify taro catsear garlic gram celery bitterleaf wattle seed collard greens nori. Grape wattle seed kombu beetroot horseradish carrot squash brussels sprout chard."(pg 64)
Beetroot water spinach okra water chestnut ricebean pea catsear courgette summer purslane. Water spinach arugula pea tatsoi aubergine spring onion bush tomato kale radicchio turnip chicory salsify pea sprouts fava bean.
Reply
Flag

Andrew Student
in response to Jordan Student
31 minutes ago
Selected
Gumbo beet greens corn soko endive gumbo gourd. Parsley shallot courgette tatsoi pea sprouts fava bean collard greens dandelion okra wakame tomato. Dandelion cucumber earthenut pea peanut soko zucchini.
Reply
Flag

Select a student in the dropdown list to highlight their posts. (Click to enlarge)

Flagged Posts

Inappropriate posts can be flagged by the teacher or by another student. Discussions with a flagged post are indicated by a . A notification is also sent to teachers when a post has been flagged.

The screenshot illustrates the process of resolving a flagged post. On the left, a table lists discussions with columns 'DISCUSSION' and 'END DATE'. The 'Help with Citations' post is highlighted in red and has a flag icon. A red box around this post has an arrow pointing to a larger view of the post. This view shows the post by 'Kyle Student' with the text 'Go to this site, it's great.' and a URL 'www.kyles-inappropriate-site.com'. Below the text are buttons for 'Reply', 'Flag', and 'Resolve Flag'. The 'Resolve Flag' button is highlighted with a red box, with an arrow pointing to a 'Resolve Flags' modal. The modal shows the user 'Andrew Student' and the reason for the flag: 'The site he shared is not appropriate.' At the bottom of the modal are three buttons: 'Remove Flags' (blue), 'Archive Post' (red), and 'Close' (grey).

DISCUSSION	END DATE
To Kill A Mockingbird - Setting Discussion	01/29/2019 11:59pm
Fitzgerald Field Trip Ideas	01/31/2019 11:59pm
Similie Discussion	
Help with Citations	
Metaphor Discussion	

Kyle Student 17 minutes ago

Go to this site, it's great.
www.kyles-inappropriate-site.com

Reply Flag **Resolve Flag**

Resolve Flags

Andrew Student 01/25/2019 04:30pm

Reason:
The site he shared is not appropriate.

Remove Flags Archive Post Close

Resolve flags on post by removing the flag or archiving the post.

Flagged posts display highlighted in red. Click **Resolve Flag** to view the reason the post was flagged and resolve it.

- **Remove Flag** removes the flag from the post and leaves it in the discussion.
- **Archive Post** removes the post from the discussion. All replies to that post are also archived.
- **Close** returns to the discussion without resolving the flag.