

Release Scores

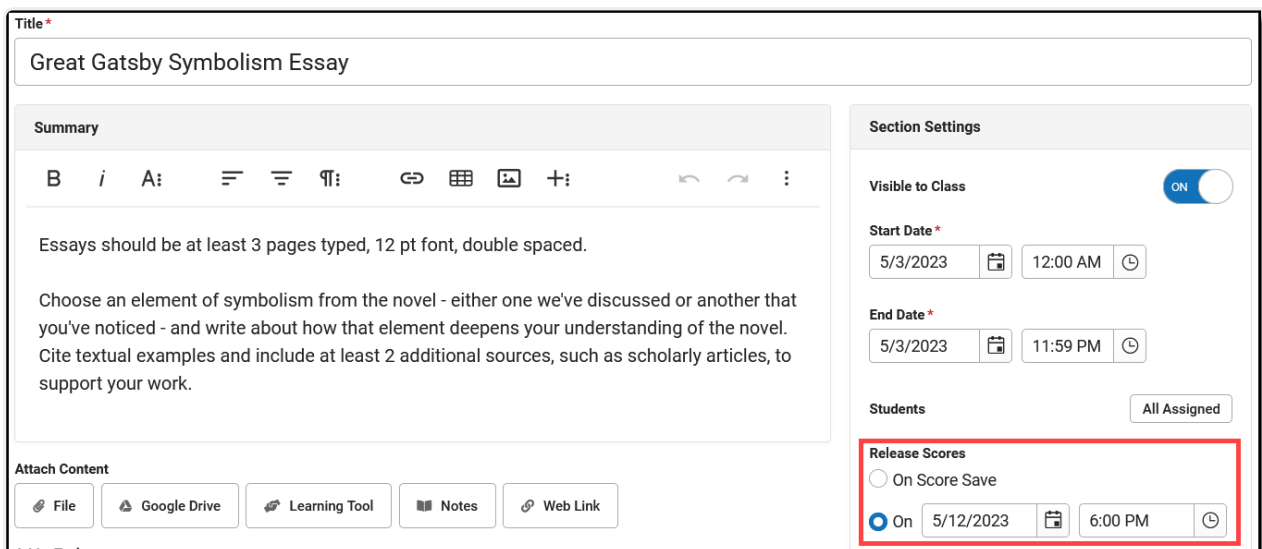
Last Modified on 04/22/2024 4:22 pm CDT

[Set a Release Scores Date](#) | [In-Progress Grades/Proficiency Estimates](#) | [Release Now](#) | [Release All Scores](#)

Release scores functionality is part of the Campus Learning premium offering and requires the *Enhanced Curriculum* tool right. Visit [What is Campus Learning?](#) to learn more.

Location: Tools throughout Instruction, including Grade Book, Planner > My Curriculum, Assignment Overview and Progress Monitor > Release Scores

The Release Scores process allows teachers to schedule a date at which scores for an assignment will be visible to parents and students. Choosing a date on which scores are released lets teachers score assignments over time without revealing scores until scoring is finished, such as for a test or essay that may take multiple days to score.



The screenshot shows the 'Release Scores' settings for an assignment titled 'Great Gatsby Symbolism Essay'. The interface is divided into two main sections: 'Summary' and 'Section Settings'.

Summary: This section contains the assignment description. It starts with a rich text editor showing 'Essays should be at least 3 pages typed, 12 pt font, double spaced.' followed by a paragraph: 'Choose an element of symbolism from the novel - either one we've discussed or another that you've noticed - and write about how that element deepens your understanding of the novel. Cite textual examples and include at least 2 additional sources, such as scholarly articles, to support your work.'

Section Settings: This section contains various configuration options:

- Visible to Class:** A toggle switch is currently turned 'ON'.
- Start Date:** Set to 5/3/2023 at 12:00 AM.
- End Date:** Set to 5/3/2023 at 11:59 PM.
- Students:** A button labeled 'All Assigned' is present.
- Release Scores:** This section is highlighted with a red border. It contains two radio buttons: 'On Score Save' (which is unselected) and 'On' (which is selected). Below the 'On' radio button, the date is set to 5/12/2023 and the time to 6:00 PM.

At the bottom of the 'Section Settings' panel, there is an 'Attach Content' section with buttons for 'File', 'Google Drive', 'Learning Tool', 'Notes', and 'Web Link'.

Enter a Release Scores On date to schedule when scores will be visible to parents and students.

The **Enhanced Curriculum** tool right in Additional Access Rights > Instruction Tools grants access to this option. See the [Instruction Tool Rights](#) article for more information.

Even if a release date is set, the Turned In, Missing, and Late flags display for parents and students as soon as the flags are selected and saved so that teachers can still use these flags to communicate information about the assignment even if scores have not been released.

Students and parents receive a notification when the assignment is flagged and a second notification when the score is released. The score date shown is the date the score was released, not the date it was scored.

Set a Release Scores Date

Release Scores settings are found in the Section Settings area of assignments. Leave **On Score Save** to make scores visible to parents and students as soon as they are saved. To schedule when scores will be made visible to parents and students, enter a **Release Scores On** date and time. This date must be after the End Date of the assignment.

Once saved, the Release Date entered can be updated if needed. The date and time may be extended to provide more time to score the assignment, or switch to On Score Save if scoring is complete and scores can be released. If the End Date of the assignment is updated to a date after the Release Date, the Release Scores setting will be updated to **On Save**.

Unreleased assignments display in blue in the Grade Book and Progress Monitor:

3600-4 AP Literature		M1Q	RST	The
		...rade (5 pts)	...ade (10 pts)	...ac
<div>Student Search</div>				
11 Student, Andy		5	8	
12 Student, Bree		4	2	
12 Student, Brooke J		5	8	
12 Student, Carissa (Car)		4	0	

In-Progress Grades/Proficiency Estimates

Wherever In-Progress Grades/Proficiency Estimates are visible in Instruction, such as the [Grade Book](#) or [Progress Monitor](#), teachers have the option of including all or only released scores in the calculation.

Term: 4 (03/28/22 - 09/30/22)
Section: 2) 3100-4 English 9 (Daily)
Task: Term: Term Grade

+ Add
List
Library
Sort
Filter
All Scores
Released Only

Term: 4 - (3/28/22 - 9/30/22)
Section: 2) 3100-4 English 9 (Daily)

Grade Calculation
All Scores
Released Only
Search

Student Search	ELA.1	ELA.6	ELA.7	ELA.9	ELA.10	ELA.13
09 Student, Andy	4/4	0/1	3/4	1/2	2/3	1/1

All Scores vs Released Only filters display in the Grade Book and Progress Monitor.

Click **All Scores** to see In-Progress Grades/Proficiency Estimates that include all scores, both released and unreleased. Filter to **Released Only** to see In-Progress Grades/Proficiency Estimates as parents and students do, with only release scores included in the calculation.

Note: these settings only apply to your current view of In-Progress Grades/Proficiency Estimates. Parents and students always see a grade calculated using release scores only.

3600-4 AP Literature | 1) Term Grade

Grade Calculation: **All Scores** **Released Only**

This section includes unreleased scores, which are not included in In-Progress grade calculations. Turn on the 'Released Only' Grade Calculation to view grades as they will be posted.

Student Search	Posted	In-Progress	MQ1	M1Q	RST	Ther
11 Student, Andy		B+ 88.57 %	9	5	8	
12 Student, Bree		D+ 68.57 %	7	4	2	
12 Student, Brooke J		F 54.28 %	4	5	8	
12 Student, Carissa (Car)		B+ 88.57 %	7	4	9	
11 Student, Kyle M		A- 91.42 %	9	5		

Switch Grade Calculation to view In-Progress grades with and without released scores.

When posting grades in a section with unreleased scores, a warning displays in the Post Grades screen, but you are not prevented from posting grades. The posted grade includes only released scores. Unreleased scores are not included in the calculation for posted grades. Toggle to **Released Only** to view the In-Progress Grades/Proficiency Estimates that will be posted.

Release Now

Release Score settings can be updated on assignments at any time. Additionally, there are a couple of places in scoring tools where scores can be released easily.

In the [Grade Book](#), expand the assignment and click **Release Scores** to update that assignment to Release Scores On Save

GGA TKAMP: TKAM Part 1 - Short Essay

Seq: 1.00 Seq: 1.00
Due: 07/28 Due: 08/12
Homework Homework

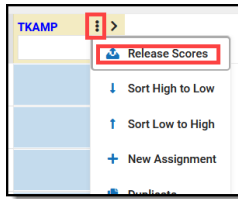
1 0 0 0 0 0 0
T M L I Ch X Dr


P P T M L I Ch X Dr

Fill Scores/Comments

Multi-Score & Evaluate Work
Score Analysis
Release Scores

Evaluate Work
07/28/2022 10:47 AM



In the [Progress Monitor](#), click a column header and then the three dots menu () next to the assignment name and click **Release Scores** to update that assignment to Release Scores On Save.

Release All Scores

Release All Scores to make all scores visible to parents and students. This option may be useful prior to posting grades to make all scores available.

To release all scores, open the [Curriculum List](#) and filter the list to show only **Unreleased**. At that point, a **Release All Scores** button displays. Click it to set the Release Scores option to all assignments with Release Dates in the future to have a Release Scores setting of **On Save**, regardless of whether the assignment has scores or not.

2) 3100-4 English 9

+ Add

Edit

Copy

Close

Search Section

Displaying items in 2) 3100-4 English 9

All

Assignments

Discussions

Quizzes

Submissions

Terms

1

2

3

4



All

Unreleased (3)

Unscored (16)

Missing

Release All Scores

 Great Gatsby Symbolism Essay	Start: 07/20/2022 12:00 AM End: 07/20/2022 11:59 PM	24 Assigned	3 Scored
 Great Gatsby Exam	Start: 07/26/2022 12:00 AM End: 07/26/2022 11:59 PM	27 Assigned	0 Scored

Release all scores by filtering the Curriculum List to show only Unreleased scores and click Release All Scores.