

Scheduling Components (Michigan)

Last Modified on 03/11/2024 8:46 am CDT

[Course Tab Fields](#) | [NCES Data Fields](#) | [Course Section Fields](#)

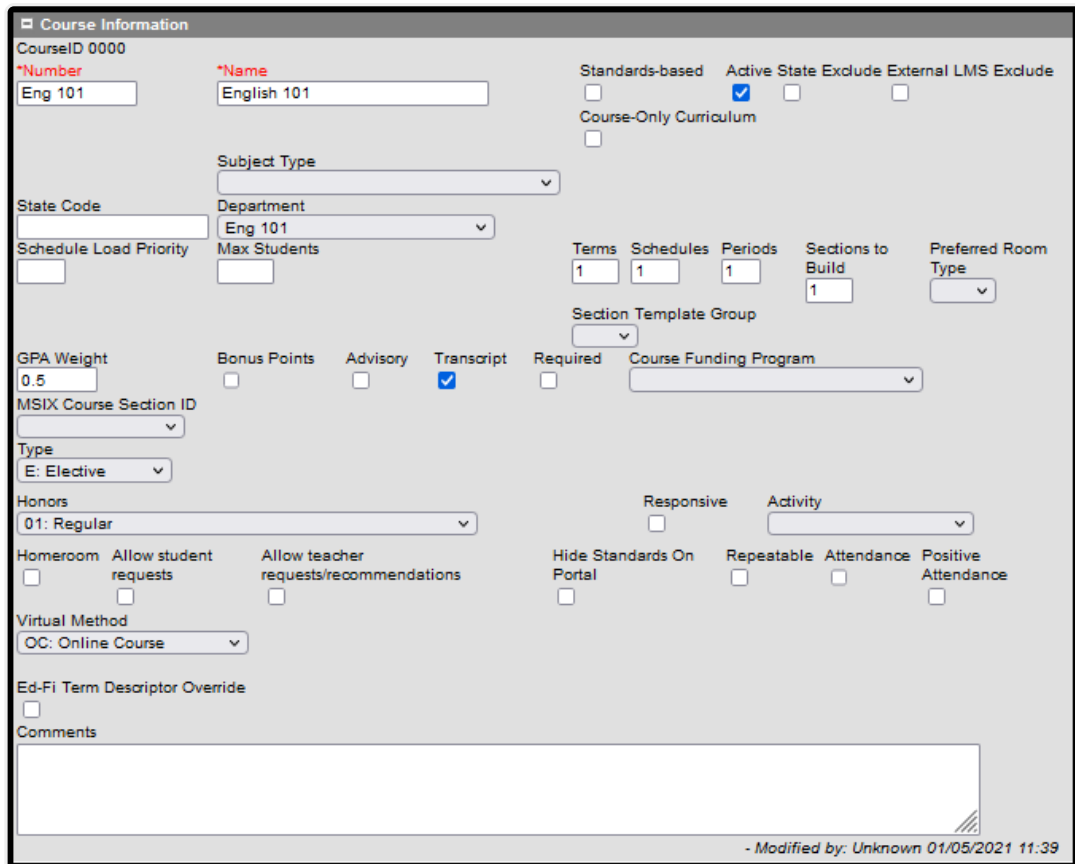
Many of the tabs included in the Scheduling Components contain fields that are specific to the state of Texas. These fields can be used for district-tracking purposes or these fields may directly affect state reporting. The information below further defines these state-specific fields to provide guidance in entering data.

State Reporting ***relies*** on fields marked with an **. Leaving these fields blank prevents the proper generation of state reports.

Course Tab Fields

PATH: *Scheduling > Courses > Course*

The Course tab contains information about courses attached to this calendar or school. Many of the Course fields are unique to the state of Texas. These fields are further described below. All other fields in Course tab do not require unique, state-specific data. However, many of these fields are required and data entry in these fields is necessary. For more information on these fields, see the [Course Information](#) article.



The screenshot shows the 'Course Information' form in the Michigan Course Information Editor. The form includes fields for CourseID (0000), Number (Eng 101), Name (English 101), Subject Type, State Code, Department (Eng 101), Schedule Load Priority, Max Students, Terms (1), Schedules (1), Periods (1), Sections to Build (1), Preferred Room Type, GPA Weight (0.5), Bonus Points, Advisory, Transcript (checked), Required, Section Template Group, Course Funding Program, MSIX Course Section ID, Type (E: Elective), Honors (01: Regular), Responsive, Activity, Hide Standards On Portal, Repeatable, Attendance, Positive Attendance, Virtual Method (OC: Online Course), Ed-Fi Term Descriptor Override, and a Comments section. A status bar at the bottom right indicates the form was modified by 'Unknown' on 01/05/2021 at 11:39.

Michigan Course Information Editor

Course Funding Program

Reports the Course Funding Program selected on the Course tab or as null if blank.

► [Click here to expand...](#)

MSIX Course Section ID

If a migrant student is enrolled in the course, the Migrant Student Information Exchange (MSIX) Course Section ID must be submitted.

► [Click here to expand...](#)

Virtual Method

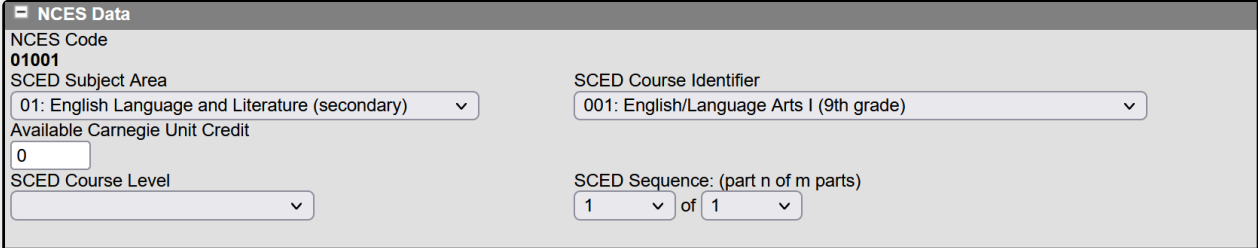
Indicates if the course is taught through virtual methods such as online learning.

► [Click here to expand...](#)

NCES Data Fields

The National Center for Education Statistics (NCES) collects and analyzes data related to education. Codes are used in the collecting and processing of data that facilitates the exchange of information to ensure uniform values. In Campus, these codes are assigned to courses on the Course tab, the Course Masters tool and used in the Course Catalog. These fields are also available in the Ad hoc Reporting Filter Designer when generating reports using the [Course/Section Data Type](#).

NCES and SCED options are not editable in the Attribute Dictionary as this is a federal requirement. These codes are marked to copy forward by default with newly created calendars. For fields not described below, please see the [NCES Data](#) article.



The screenshot shows the 'NCES Data Editor' window. It contains the following fields:

- NCES Code:** 01001
- SCED Subject Area:** 01: English Language and Literature (secondary) (dropdown)
- SCED Course Identifier:** 001: English/Language Arts I (9th grade) (dropdown)
- Available Carnegie Unit Credit:** 0 (text input)
- SCED Course Level:** (dropdown)
- SCED Sequence: (part n of m parts):** 1 of 1 (dropdowns)

Below the form, the text 'NCES Data Editor' is displayed.

SCED Subject Area

The intended major subject area of the course.

▶ [Click here to expand...](#)

SCED Course Identifier

The code identifying the course in which the student is enrolled

▶ [Click here to expand...](#)

SCED Sequence

The number of parts identified for a course.

▶ [Click here to expand...](#)

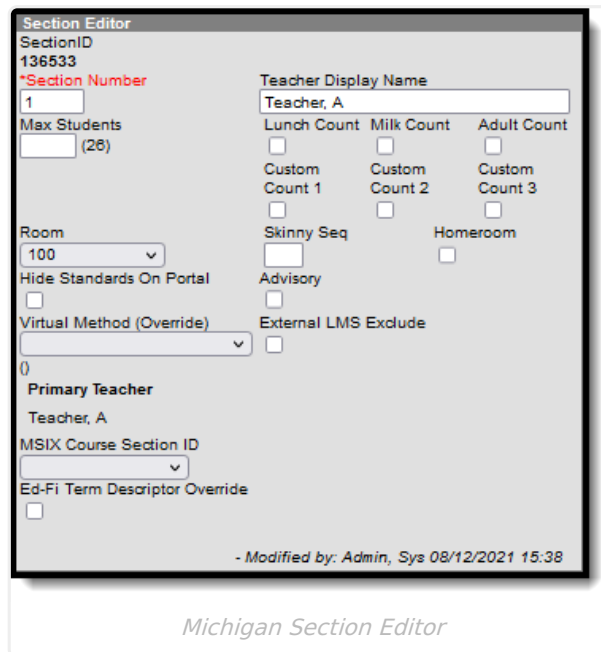
Course Section Fields

PATH: [Scheduling](#) > [Courses](#) > [Course](#) > [Sections](#)

The Section tab within the Course folder is provided as a view screen, listing all sections for the selected course and basic identifying information about that section - the assigned primary teacher, where the section meets, in what term and for what period, and how many students are in each section.

Once the user selects the Edit link next to a Section number, additional tabs display, providing more details about that course section. Scheduling staff, principals, counselors, etc. can use the tools available in this view to manage course section information - entering grades, creating rosters, recording attendance, etc.

A few of the Section fields are unique to the state of Michigan. These fields are further described below. All other fields in Section tab do not require unique, state-specific data. However, many of these fields are required and data entry in these fields is necessary. For more information on these fields, see the [Sections](#) article.



The screenshot shows the 'Section Editor' form for Michigan. It includes fields for SectionID (136533), *Section Number (1), Max Students (26), Room (100), Hide Standards On Portal, Virtual Method (Override), Primary Teacher (Teacher, A), MSIX Course Section ID, and Ed-Fi Term Descriptor Override. There are also checkboxes for Lunch Count, Milk Count, Adult Count, Custom Count 1, Custom Count 2, Custom Count 3, Skinny Seq, Advisory, External LMS Exclude, and Homeroom. A status bar at the bottom indicates the form was modified by Admin on 08/12/2021 at 15:38.

Michigan Section Editor

Virtual Method (Override)

Indicates if the course is taught through virtual methods such as online learning.

► [Click here to expand...](#)

MSIX Course Section ID

The duration of the course taken by migrant students. This field only reports for migrant students.

► [Click here to expand...](#)