

# Engagement Check-In Administration

Last Modified on 04/29/2024 11:56 am CDT

[In Campus Student](#) | [View Check-In Results](#)


[In Campus Student](#) | [View Check-In Results](#)

This tool is available as part of the Campus Learning premium offering. Visit [What is Campus Learning?](#) to learn more.

## Tool Search: Engagement Check-In Administration

Engagement Check-In help teachers gauge student well-being and engagement in their classes and with curriculum. Questions relate to overall well-being, engagement in class, and feelings about specific assignments and curriculum. Teachers create [Check-Ins](#) from the [Teaching Center](#). Check-Ins display on the Today screen in [Campus Student](#). Check-Ins are not visible in [Campus Parent](#).

The Engagement Check-In Administration tool displays all past, current, and future Check-Ins for the selected calendar.

☰

20-21 Harrison High
🔔
?
🗒
👤

### Engagement Check-In Administration ☆

Engagement Check-In allows teachers to send check-ins to students through Campus Student to measure their engagement. Teachers select from a provided set of questions to gauge student well-being and level of engagement in class and with curriculum. This tool displays check-ins from sections in the calendar selected in the toolbar.

All
Active

Expand All
Collapse All

<b>3200-12 English 10</b> Teacherson, Katie		
<b>Safety Check-In</b> Start: 03/11/2021 12:00 AM End: 03/12/2021 11:59 PM	8	0
	Not Responded	Responded
>		
<b>3600-4 AP Literature</b> Teacherson, Katie I-SA17		
<b>Week 4 Check-In</b> Start: 03/09/2021 12:00 AM End: 03/10/2021 11:59 PM	8	1
	Not Responded	Responded
>		
<b>Project Response</b> Start: 03/01/2021 12:00 AM End: 03/10/2021 11:59 PM	3	6
	Not Responded	Responded
>		

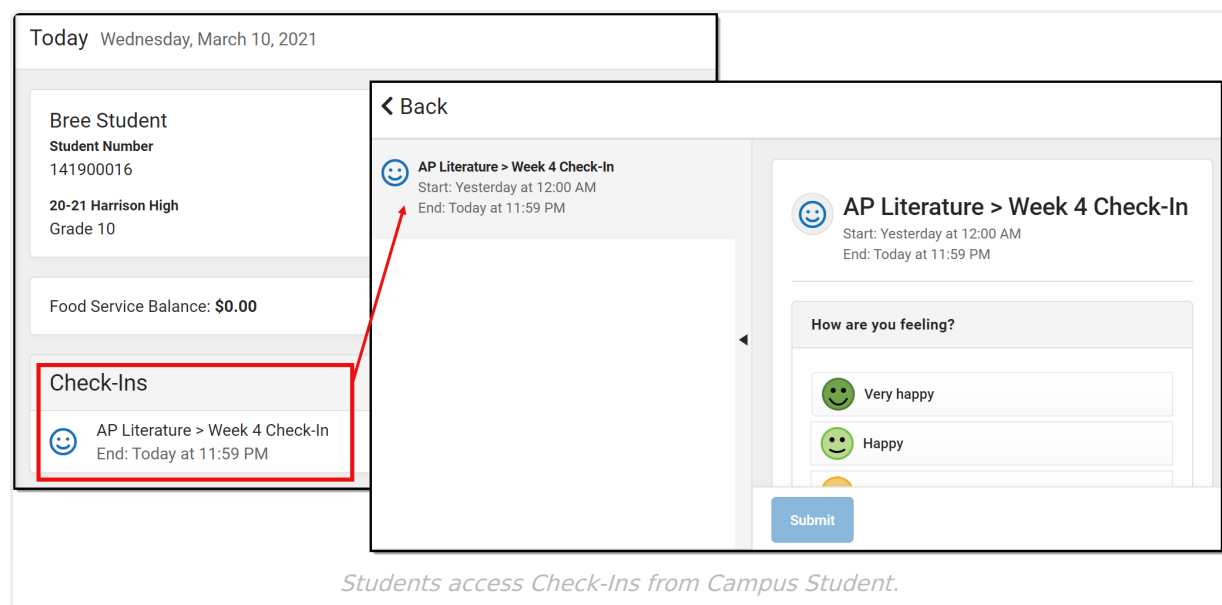
*The Engagement Check-In Administration tool lists all Check-Ins for the selected calendar.*

Check-Ins display sorted by course section. Filter between All and Active Check-Ins using the buttons at the top. A Check-In is Active when today's date falls within the Check-In's date range.

Tool rights for this administration tool are under Instruction > Settings > Engagement Check-In Administration. Rights for the teacher version of the tool are found in the Additional Access Rights section at the bottom of the Tool Rights tool under Instruction Tools > Engagement Check-In.

## In Campus Student

In [Campus Student](#), students access Check-Ins from the **Today** screen. Students can only respond to Check-Ins between the **Start** and **End Date** entered by the teacher.



## View Check-In Results

Open a Check-In to view results. Three tabs display: Detail, Response Summary, and Student Response.

### Detail

The Detail tab shows a read only view of the Check-In.

Project Response

Start: 03/01/2021 12:00 AM End: 03/10/2021 11:59 PM

Detail

Response Summary

Student Response

Summary

We tried a new style of project for TKAM where you guys made short videos instead of doing presentations. What did you think of this project?

Section Settings

Start Date

03/01/2021 12:00 AM

End Date

03/10/2021 11:59 PM

Students

All

Engagement Question 1

Question

Do you like this type of assignment?

Answers

Yes, very much

I like it

It's OK

I don't like it

Check-Ins are only available to students within the Date range entered by the teacher. Teachers also have the option of limiting the students who receive the Check-In.

Teachers select questions from a provided set of questions. **Questions** are grouped by well-being, followed by Classroom and Curriculum. Possible answers display below the question. If selecting a *Curriculum* question, teachers choose specific piece of curriculum, an assignment or resource, that the question is related to. Individualized assignments and those that are not visible to the class (Hidden) are indicated.

**Follow-Up Questions** allow students to respond in a text box.

Teachers can include multiple questions in a single Check-In.

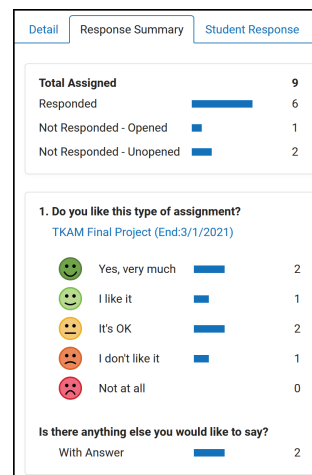
## Response Summary

The Response Summary tab summarizes the number of students who have and have not responded and shows a distribution of answers per question.

The *Total Assigned* section shows the number of students who received the Check-In. The totals of who have responded, who have not responded but have viewed the Check-In, and who have not responded or viewed the Check-In also display.

For each question, the total number of students who selected each answer is displayed. Hover over a response and then the eye icon that displays to see a tooltip listing the students who selected that response. If the Check-In included a Follow-Up question, the total is the number of students who responded to that question.

Click on any total or response to view a filtered version of the Student Response tab.



## Student Response

The Student Response tab shows responses by student.

Detail
Response Summary
Student Response

Filter Students
Reset

Student
Student, Bree
2 of 6 students

1. Do you like this type of assignment?  
TKAM Final Project (End:3/1/2021)  
😊 I like it  
Is there anything else you would like to say?  
It was fun to do something different than just another presentation.

Navigate between students using the **Student** dropdown list or the arrow buttons next to it. The selected student's response displays.

## Filters

Click **Filter Students** to limit the Student dropdown list to only those who meet the selected criteria. For example, filter the list to only students who had negative responses or those who responded to the Follow-Up question. Click **Reset** to clear the filter.