

# Discussions (System Administration)








Last Modified on 04/22/2024 3:08 pm CDT

[View and Post in Discussions](#) | [Flagged Posts](#)

This tool is available as part of the Campus Learning premium offering. Visit [What is Campus Learning?](#) to learn more.

## Tool Search: Discussions

The Discussions tool in System Administration allows users to view all discussions for the selected school, post in discussions, and resolve flags. Discussions cannot be created here, but users can interact with existing discussions. This tool was designed to provide a view of how discussions are being used in sections and to resolve time-sensitive flags if teachers are unavailable.

DISCUSSION	END DATE	SECTION
Metaphor Discussion 	01/31/2019 11:59pm	3200-12 English 10 >
Fitzgerald Field Trip Ideas	01/31/2019 11:59pm	3700-2 American & British Literature >
Similie Discussion 	02/12/2019 11:59pm	3200-12 English 10 >
Welcome to US History B! 		2350-9 US History B >
Welcome to World History B!		2250-8 World History B >
Help with Citations 		3600-4 AP Literature >
Medieval Europe 	01/09/2019 11:59pm	2250-12 World History B >
Causes of the Civil War: Controversial Compromises 	01/11/2019 11:59pm	2350-2 US History B >
Total War 	01/21/2019 11:59pm	2350-9 US History B >

*Admins can view discussions, create posts, and resolve flags.*

Discussions that have passed their End Date display in gray text and are sorted to the bottom of the list.

Teachers create discussions by aligning them to an [curriculum item](#). Two kinds of discussions are available in Instruction, scored discussions that are aligned to an assignment and discussions that are not scored and are aligned to a resource.

Students respond to discussions through [Campus Student](#).

# View and Post in Discussions

Click a discussion to view the prompt and student posts. Click **Create a Post** or **Reply** to participate in the discussion, or click **Print** to view a printable version. **Flag** a post if it contains inappropriate content that should be reviewed.

To Kill A Mockingbird - Setting Discussion

Assigned: 01/25 at 12:00am Due: Today at 11:59pm Section: 3600-4 AP Literature

To Kill a Mockingbird takes places in a small town called Maycomb, Alabama in the 1930's, during the Depression. How does the setting influence the story? What aspects of the story seem specific to that place and time? What aspects of the story are universal?

Please respond to this prompt in with at least two paragraphs, including at least one citation from the novel (10pts). Also respond to two classmates (5pts each).

Create A Post

Print

Andrew Student

01/25 at 01:33pm

Celery quandong swiss chard chicory earthenut pea potato. Salsify taro catsear garlic gram celery bitterleaf wattle seed collard greens nori. Grape wattle seed kombu beetroot horseradish carrot squash brussels sprout chard. "Pea horseradish azuki bean lettuce avocado asparagus okra. Kohlrabi radish okra azuki bean corn fava bean mustard tigernut jicama green bean celtuce collard greens avocado quandong fennel gumbo black-eyed pea." (pg 49)


Grape silver beet watercress potato tigernut corn groundnut. Chickweed okra pea winter purslane coriander yarrow sweet pepper radish garlic brussels sprout groundnut summer purslane earthenut pea tomato spring onion azuki bean gourd. Gumbo kakadu plum komatsuna black-eyed pea green bean zucchini gourd winter purslane silver beet rock melon radish asparagus spinach.





Reply


Flag

Click a discussion to view the teacher's prompt and student responses.

## Flagged Posts

Inappropriate posts can be flagged by the teacher or by another student. Discussions with a flagged post are indicated by a . A notification is also sent to teachers when a post has been flagged.

DISCUSSION	END DATE
To Kill A Mockingbird - Setting Discussion 	01/29/2019 11:59pm
Fitzgerald Field Trip Ideas	01/31/2019 11:59pm
Similie Discussion 	
Help with Citations 	
Metaphor Discussion 	

Kyle Student 

17 minutes ago

Go to this site, it's great.


www.kyles-inapropriate-site.com

Reply

Flag

Resolve Flag

Resolve Flags

Andrew Student 

01/25/2019 04:30pm

**Reason:**

The site he shared is not appropriate.

Remove Flags

Archive Post

Close

*Resolve flags on post by removing the flag or archiving the post.*

Flagged posts display highlighted in red. Click [Resolve Flag](#) to view the reason the post was flagged and resolve it.

- **Remove Flag** removes the flag from the post and leaves it in the discussion.
  - **Archive Post** removes the post from the discussion. All replies to that post are also archived.
  - **Close** returns to the discussion without resolving the flag.
-