

DT (Dual Credit Completion) Report (Indiana)

Last Modified on 03/11/2024 8:45 am CDT

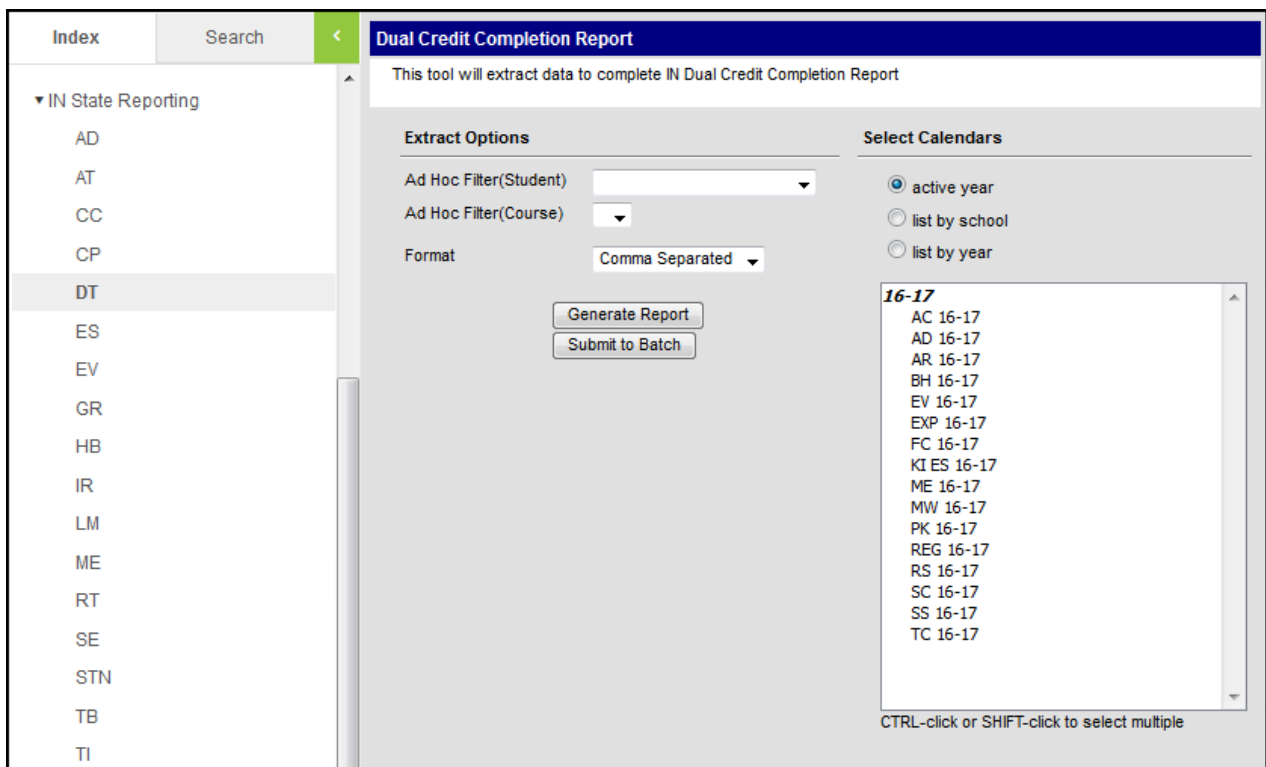
This report is no longer supported or updated by Infinite Campus. The flat file reports will remain available in the Infinite Campus system until the 2023-2024 school year. Schools can continue to use the flat file reports as needed until then, but Infinite Campus no longer provides any support.

[Data Exchange](#) was designated as the sole source of truth for all data for the purposes of required reports beginning with the 2021-2022 school year. Please refer to the [Indiana Ed-Fi](#) documentation for additional information about current state reporting practices / procedures using the Data Exchange Ed-Fi System.

[Report Logic](#) | [Report Editor](#) | [Report Layout](#)

PATH: [IN State Reporting](#) > [DT](#)

The DT (Dual Credit Completion) Report reports students who have a Transcript credit with a Post Secondary Institution indicated for the term being reported.



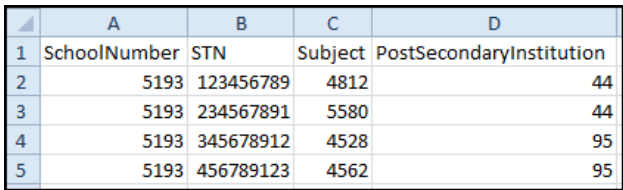
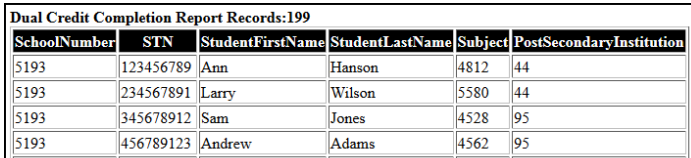
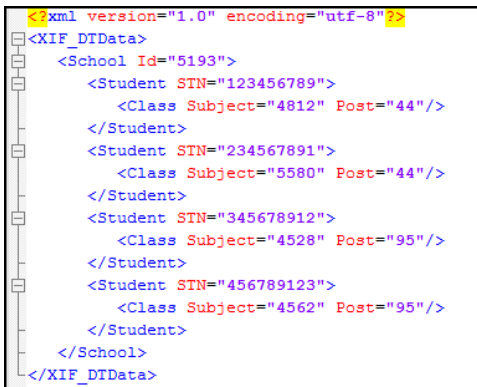
Example DT Report Editor

Report Logic

- Reports all students with a Transcript record with Post Secondary Institution marked in a course in the selected Calendar(s).
- Reports a single record per course section/student combination.
- Courses in a calendar marked Exclude do not report.
- Course sections marked Exclude from State Reporting do not report.
- Students are NOT included if
 - their enrollment record is marked as State Exclude;
 - their enrollment record is marked as No Show;
 - their Grade Level of enrollment is marked as State Exclude; or
 - their Calendar of enrollment is marked as State Exclude.
- If a student has some enrollments that are excluded and some that are not, one of the enrollments that is not excluded is used.

Report Editor

Field	Description
Ad Hoc Filter (Student)	Selecting a filter limits the results to students included in the filter.
Ad Hoc Filter (Course)	Selecting a filter limits the results to Courses included in the filter.

Field	Description	
Format	Option	Example (Click to Enlarge)
	Comma separated (CSV)	
	HTML	
	XML	
Select Calendars	The calendar(s) from which data is pulled for the report. Can be set to display only the active year's calendars, or be sorted by school or by year.	
Generate Report Submit to Batch	Users have the option of submitting a report request to the batch queue by clicking Submit to Batch instead of immediately generating the report by clicking Generate Extract . The batch process allows larger reports to generate in the background without disrupting the use of Campus. For more information about submitting a report to the batch queue, see the Batch Queue article.	

Report Layout

Element Name	Description	Type, Format and Length	Campus Database	Campus Application
School Number	The state assigned school number at which the student took the class reported in the Subject element.	Numeric, 4 digits	School.Number	System Administration > Resources > School > State School Number

Element Name	Description	Type, Format and Length	Campus Database	Campus Application
STN	The official Student Test Number (STN) assigned to student in this class with this teacher.	Numeric, 9 digits	Person.stateID	Census > People > Demographics > State ID
Student First Name	(HTML Only) The student's first name.	Alphanumeric	Identity.firstName	Census > People > Demographics > First Name
Student Last Name	(HTML Only) The student's last name.	Alphanumeric	Identity.lastName	Census > People > Demographics > Last Name
Subject	The State Course Code Number of the course.	Numeric, 4 digits	Course.number	Scheduling > Courses > Course Editor > Course
Post Secondary Institution	The state assigned number of the post secondary institution from which the dual credit was received.	Numeric, 2 digits	TranscriptCourse.collegeCode	Student Information > General > Transcript > Post Secondary Institution