

Define Data Access Rights

Last Modified on 03/19/2024 9:18 am CDT

[Set Up Data Access Rights](#) | [Understand SIF Data Access Rights](#) | [Assign SIF Agent Data Access Rights](#) | [Assign Campus Agent Data Access Rights](#)

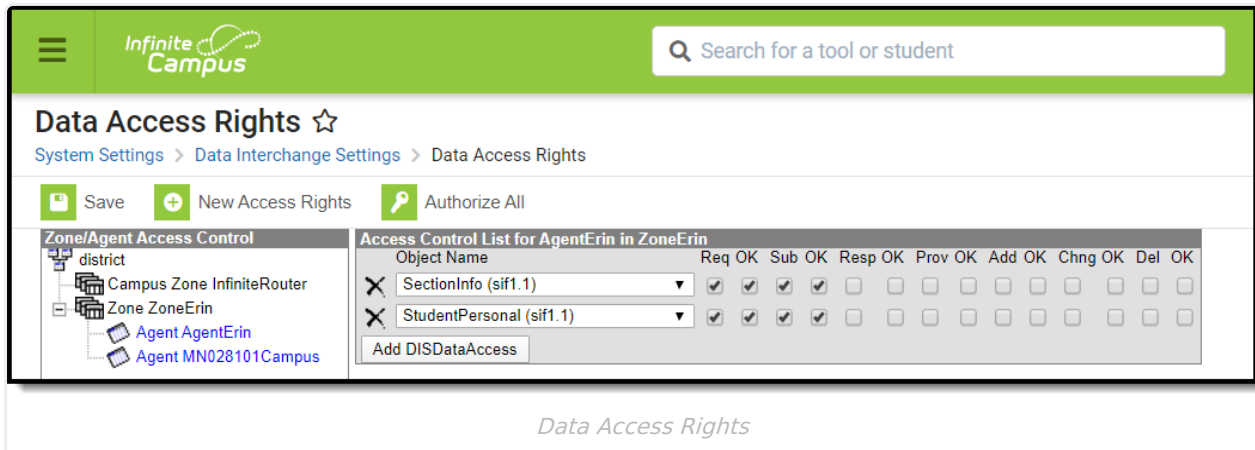
Tool Search: Data Access Rights

This article is designed for advanced technical users only.

Within each zone, specific data objects are defined for exchange. These exchange objects are set through the Access Control Log (ACL) editor. Please review the [Data Interchange](#) article for more information.

This article includes the following topics:

- [Set Up Data Access Rights](#)
- [Understand SIF Data Access Rights](#)
- [Assign SIF Agent Data Access Rights](#)
- [Assign Campus Agent Data Access Rights](#)



Data Access Rights

Set Up Data Access Rights

Assigning data access rights is a two-fold process. The data access rights of the SIF and Campus agents must both be configured. In general, the Campus and SIF agents in the SIF zone will have opposite access rights to the exchanged data objects.

For example, if the SIF agent wishes to receive data related to the *StudentAttendanceSummary* object, it will be set to **Req**(uest) changes and **Sub**(scribe) to updates from Campus related to this object. Contrarily, the Campus agent should be set to **Resp**(ond) to requests and **Prov**(ide) updates to the SIF agent related to the *StudentAttendanceSummary* object.

In addition, the Campus agent can be further configured to notify the SIF agent on specific types of updates to the *StudentAttendanceSummary* object; that is, **Add** (new record created), **Chng** (record updated) and/or **Del** (record removed) actions. For more information, please see the

Understanding SIF Data Access Rights section.

The Campus agent should not be set to **Req(uest)** or **Sub(scribe)** to data object updates from the SIF agent (other than the Exception Objects); likewise, the SIF agent should not be set to **Prov(ide)** or **Resp(ond)** data object updates to Campus.

Understand SIF Data Access Rights

The Campus ZIS maintains an Access Control List (ACL) that contains data access rights for each agent exchanging data in a zone. The data access rights specify how certain data objects may be exchanged.

The access rights must be setup for both agents in the zone (i.e., access rights assigned for both the Campus agent and the SIF agent) before data exchange can occur. Access rights should also be set before the SIF agent registers and sends its provision messages.

Clicking the **DISDataAccess** button manually adds a new dropdown field from which data objects may be selected. SIF data objects are available in the dropdown fields. The value in the parentheses following a SIF object name indicates the version in which the object was first made available.

The data rights are two-fold: they indicate the type of data exchange action (e.g., **Req[uest]**, **Resp[ond]**, **Sub[scribe]**, **Prov[ide]**) for each data object an agent will exchange. The **OK** checkbox next to the action indicates that the agent is allowed to perform that action. Both the action checkbox and the OK checkbox should be flagged, as appropriate, for data exchange objects.



Req	OK	Sub	OK	Resp	OK	Prov	OK	Add	OK	Chng	OK	Del	OK
<input type="checkbox"/>	<input type="checkbox"/>	<input type="checkbox"/>	<input checked="" type="checkbox"/>	<input checked="" type="checkbox"/>	<input checked="" type="checkbox"/>	<input checked="" type="checkbox"/>	<input checked="" type="checkbox"/>	<input checked="" type="checkbox"/>	<input checked="" type="checkbox"/>	<input checked="" type="checkbox"/>	<input checked="" type="checkbox"/>	<input checked="" type="checkbox"/>	<input checked="" type="checkbox"/>
<input type="checkbox"/>	<input type="checkbox"/>	<input type="checkbox"/>	<input checked="" type="checkbox"/>	<input checked="" type="checkbox"/>	<input checked="" type="checkbox"/>	<input checked="" type="checkbox"/>	<input checked="" type="checkbox"/>	<input checked="" type="checkbox"/>	<input checked="" type="checkbox"/>	<input checked="" type="checkbox"/>	<input checked="" type="checkbox"/>	<input checked="" type="checkbox"/>	<input checked="" type="checkbox"/>
<input type="checkbox"/>	<input type="checkbox"/>	<input type="checkbox"/>	<input checked="" type="checkbox"/>	<input checked="" type="checkbox"/>	<input checked="" type="checkbox"/>	<input checked="" type="checkbox"/>	<input checked="" type="checkbox"/>	<input checked="" type="checkbox"/>	<input checked="" type="checkbox"/>	<input checked="" type="checkbox"/>	<input checked="" type="checkbox"/>	<input checked="" type="checkbox"/>	<input checked="" type="checkbox"/>
<input type="checkbox"/>	<input type="checkbox"/>	<input type="checkbox"/>	<input checked="" type="checkbox"/>	<input checked="" type="checkbox"/>	<input checked="" type="checkbox"/>	<input checked="" type="checkbox"/>	<input checked="" type="checkbox"/>	<input checked="" type="checkbox"/>	<input checked="" type="checkbox"/>	<input checked="" type="checkbox"/>	<input checked="" type="checkbox"/>	<input checked="" type="checkbox"/>	<input checked="" type="checkbox"/>
<input type="checkbox"/>	<input type="checkbox"/>	<input type="checkbox"/>	<input checked="" type="checkbox"/>	<input checked="" type="checkbox"/>	<input checked="" type="checkbox"/>	<input checked="" type="checkbox"/>	<input checked="" type="checkbox"/>	<input checked="" type="checkbox"/>	<input checked="" type="checkbox"/>	<input checked="" type="checkbox"/>	<input checked="" type="checkbox"/>	<input checked="" type="checkbox"/>	<input checked="" type="checkbox"/>

Data Access Rights

Checkboxes will display a tool tip, when hovered upon, reminding the user of the implications associated with flagging each checkbox.

Data Exchange Actions

Req -- (Request) Agent will send periodic request messages to fetch queued data related to the selected object.

OK -- (Request) Agent allowed to request messages for the selected object.

Sub -- (Subscribe) Agent can subscribe to all events (add, change, delete) related to the selected object as they occur.

OK - (Subscribe) Subscribe allowed for the selected object.

Res - (Respond) Agent can respond to requests for the selected object.

OK - (Respond) Respond allowed for the selected object.

Prov - (Provide) Agent can provide/publish changes for the selected object.

OK - (Provide) Provide allowed for the selected object.

Data Exchange Actions

Add - Agent can publish changes involving modification of existing records.

OK - (Add) Add publishing allowed for the selected object.

Chng - (Change) Agent can publish changes involving modification of existing records.

OK - (Change) Change publishing allowed for the selected object.

Del - (Delete) Agent can publish changes involving deletion of existing records.

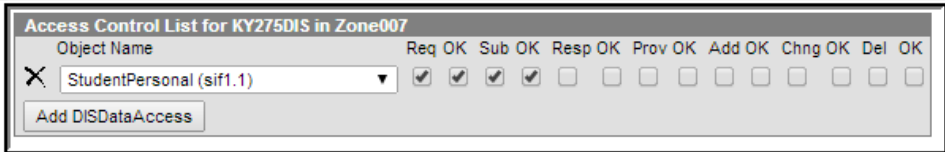
OK - (Delete) Delete publishing allowed for the selected object.

Rights for the agents in the zone should be inversed; that is, if the SIF agent should request/subscribe to changes of a data object, then the Campus agents should respond/provide changes for that object.

Example

If the Campus agent should provide Campus-based changes within the StudentPersonal object to the non-Campus system, AND should also subscribe to change events to pick up student stateIDs from the non-Campus system, the following setup would occur:

Campus Agent -- **Sub, Resp, Prov, Add, Chng, Del** and the corresponding **OK** checkboxes would be flagged.



Object Name	Req OK	Sub OK	Resp OK	Prov OK	Add OK	Chng OK	Del OK	OK
StudentPersonal (sif1.1)	<input checked="" type="checkbox"/>	<input checked="" type="checkbox"/>	<input checked="" type="checkbox"/>	<input checked="" type="checkbox"/>	<input checked="" type="checkbox"/>	<input checked="" type="checkbox"/>	<input checked="" type="checkbox"/>	<input type="checkbox"/>

Add DISDataAccess

Campus Agent

SIF Agent - **Req, Sub, Add, Chng, Del** and the corresponding **OK** rights would be flagged.

Access Control List for KY275DIS in Zone007

Object Name	Req OK	Sub OK	Resp OK	Prov OK	Add OK	Chng OK	Del OK
X StudentPersonal (sif1.1)	<input type="checkbox"/>	<input type="checkbox"/>	<input checked="" type="checkbox"/>	<input checked="" type="checkbox"/>	<input checked="" type="checkbox"/>	<input checked="" type="checkbox"/>	<input checked="" type="checkbox"/>

Add DISDataAccess

SIF Agent

Assign SIF Agent Data Access Rights

The SIF Agent data access rights must be configured to specify which data object updates the third-party system will receive from Campus.

Save New Access Rights Authorize All

Zone/Agent Access Control

- state
 - Campus Zone KY275Zone
 - Campus Zone KY275ZoneM1
 - Campus Zone KY275ZoneP1
 - Campus Zone KY301Zone
 - Campus Zone KY301ZoneM1
 - Campus Zone KY301ZoneP1
 - Campus Zone KY555Zone
 - Campus Zone KY555ZoneM1
 - Campus Zone KY555ZoneP1
 - Zone Zone007
 - Agent KY275DIS
 - Agent KYStateCampus

Access Control List for KY275DIS in Zone007

Object Name	Req OK	Sub OK	Resp OK	Prov OK	Add OK	Chng OK	Del OK
X AdHocFilter (campus)	<input checked="" type="checkbox"/>	<input checked="" type="checkbox"/>	<input checked="" type="checkbox"/>	<input checked="" type="checkbox"/>	<input type="checkbox"/>	<input type="checkbox"/>	<input type="checkbox"/>
X AttendanceKYMinute (campus)	<input checked="" type="checkbox"/>	<input checked="" type="checkbox"/>	<input checked="" type="checkbox"/>	<input checked="" type="checkbox"/>	<input type="checkbox"/>	<input type="checkbox"/>	<input type="checkbox"/>
X AttendanceKYMinute (campus)	<input checked="" type="checkbox"/>	<input checked="" type="checkbox"/>	<input checked="" type="checkbox"/>	<input checked="" type="checkbox"/>	<input type="checkbox"/>	<input type="checkbox"/>	<input type="checkbox"/>
X AttributeMapping (campus)	<input checked="" type="checkbox"/>	<input checked="" type="checkbox"/>	<input checked="" type="checkbox"/>	<input checked="" type="checkbox"/>	<input type="checkbox"/>	<input type="checkbox"/>	<input type="checkbox"/>
X StudentPersonal (sif1.1)	<input checked="" type="checkbox"/>	<input checked="" type="checkbox"/>	<input checked="" type="checkbox"/>	<input checked="" type="checkbox"/>	<input type="checkbox"/>	<input type="checkbox"/>	<input type="checkbox"/>

Add DISDataAccess

SIF Agent Data Access Rights

To configure the data access rights of the SIF agent:

1. Click on the SIF agent within the SIF zone.
2. Click the **Add DISDataAccess** button.
3. Select a SIF data object for which the SIF agent should be updated when changes occur in Campus.

These should be the same objects set for SIF agent when [Assign Campus Agent Data Access Rights](#)).

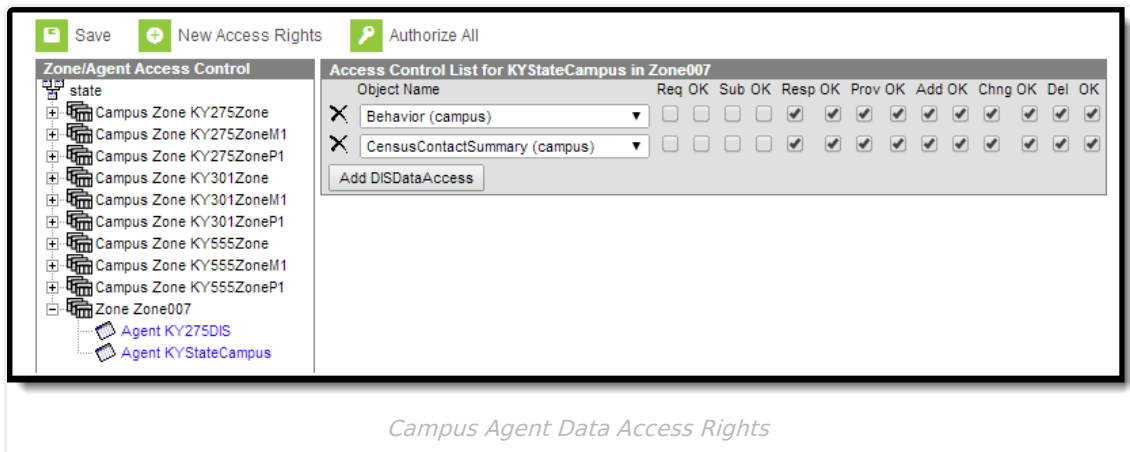
4. Check the **Req(uest)**, **Sub(scribe)** and corresponding **OK** boxes if the SIF agent should be notified of changes to this data object from Campus.

The Campus agent must be set to **Resp(ond)** and **Prov(ide)** changes about this data object to the SIF agent.

- Click **Save** to record the SIF agent's access rights for this data object.
- Repeat the previous steps 1-5 for each data object about which the SIF agent should be updated.

Assign Campus Agent Data Access Rights

The Campus Agent data access rights must be configured to specify which data object updates the third-party system will receive from Campus.



Campus Agent Data Access Rights

To configure the data access rights of the Campus agent:

- Click on the Campus agent within the SIF zone.
- Click the **Add DISDataAccess** button.
- Select a SIF data object about which the Campus agent should publish changes.

These should be the same objects set for SIF agent when [Assign SIF Agent Data Access Rights](#)).

- Check the **Res**(pond), **Prov**(ide) and corresponding **OK** box if Campus should publish changes about the data object to the SIF agent.

The SIF agent must be set to **Sub**(scribe) and **Req**(uest) changes about these data objects.

- Click **Save** to record the Campus agent's access rights for this data object.
- Repeat the previous steps 1-5 for each data object for which the Campus agent should relay changes to the SIF agent.

Unauthorized SIF Agents

If the ACL/data access rights have not been configured for the SIF agent, Campus will still allow a *SIF_Register* message. If a *SIF_Register* message is received for SIF agent without a configured ACL, an agent record will be created, but the agent will not be authorized to exchange data (*i.e.*, the agent's **Status** field will display a value of "Unauthorized" on the Agent tool).

All other messages from the agent will be rejected until a user manually approves the agent by entering the necessary information, setting the data access control rights, and changing the agent's **Status** field value to "Authorized."
