

Sub Attendance Roster

Last Modified on 03/11/2024 8:44 am CDT

[Report Logic](#) | [Report Editor](#) | [Generate the Sub Attendance Roster Report](#)



Classic View: Attendance > Reports > Sub Attendance Roster


Search Terms: Sub Attendance Roster

The Sub Attendance Roster report prints a list of students for a substitute teacher to use when recording attendance. The substitute teacher can note on the printed report if a student was absent or tardy, and also indicate the time the student arrived to class or left class.

For schools using [Blended Learning Groups](#), the list of students is organized by those students who are on-site and those students who are virtual, depending on the selected Virtual Attendance Preferences.

Note that this report can only be printed for courses that are marked for Attendance or Positive Attendance.



19-20 Central High Sch...

Sub Attendance Roster ☆

[Attendance](#) >
 [Reports](#) >
 Sub Attendance Roster

Substitute Attendance Rosters

This tool prints section rosters with additional information intended to allow substitute teachers to take attendance on paper for future entry. Enter the date for which attendance is being taken in the Effective Date field.

Day Selection

Effective Date

Period

All

0

1

2

3

4

5

6

7

ACT

Course Selection

Teacher

All Teachers

Aarons, Mitchell #98765
Abeggert, Laney #
Abra, Dean #10810
Addy, Joseph Alan #10723
Administrator, Demo #123456789
Albinak, Gina #11162
Allen, Theon Warren #10724
Allsey, Dino #10725
Anderson, Abigail #4562546
Axtman, Deborah Lyn #10816
Backes, Pearce #112289
Battrum, Deon #10726
Baxter, David #10727

CTRL-click or SHIFT-click to select multiple

Course

Sort By

☒ Number
 ☐ Name

All Courses

1001 AP Statistics
1050 AP Calculus
1100 Integrated Math I
1175 H Integrated Math I
1200 Integrated Math II
1300 Integrated Math III
1400 Integrated Math IV
1500 Consumer Math A
1550 Consumer Math B
1600 Statistics A
1650 Statistics B
1700 Trigonometry A
1750 Trigonometry B

CTRL-click or SHIFT-click to select multiple

Display Options

☒ Show Tardy Column
☒ Show Time In/Out Columns
☐ Shade Alternate Rows
☐ Primary Teachers Only
☐ Show Period Schedule Name

Student Options

☐ Student Picture
☐ Gender
☐ Student Number
☐ Nickname

School Comment (printed on all)

Report Format:

PDF

Generate Report

Sub Attendance Roster Report

This report is best used by short-term substitutes - those that are covering a course section for the day or for a few days. It is recommended that long-term substitutes be given rights to use Infinite Campus.

Report Logic

This report uses the Effective Date (in addition to the Period, Teacher and Course filters) to determine which sections to display as well as which students to include on the report. The following factors define which Teachers, Courses and Students will be included in the report:

- Course Sections
 - The Course is marked for Attendance or Positive Attendance
 - The Effective Date is an Attendance Day
 - The Effective Date falls within a Term in which the Section is placed
- Students
 - The student is actively on the roster on the Effective Date
- Teachers
 - Staff Member has an active District Assignment to the selected school with the Role of Teacher selected
 - Staff Member is actively associated to the Course as a Primary Teacher or Teacher on the Section Staff History tab on the Effective Date
 - Report options exist to filter the report to Staff with an active Primary Teacher assignment to the Section; this option will omit pages for Secondary Teachers.

Report Editor

The following fields are available for selection on the Sub Attendance Report Editor.

Field	Description
Day Selection	
Effective Date	<p>Indicates the date used to determine which students appear in the report. A student who has dropped the course will not be included on the report if their end date precedes the entered effective date.</p> <p>This field automatically displays the current date. Dates are entered in <i>mmddyy</i> format, or use the calendar icon to select a date.</p>
Period	<p>Lists the periods in the day, based on the effective date entered. Only periods that meet on this date display in period sequence order (determined by the Calendar's Period Schedule).</p>
Display Options	
Show Tardy Column	<p>When marked, a column for noting which students are tardy is included in the print.</p> <p>This column is automatically marked for inclusion.</p>
Show Time In/Out Columns	<p>When marked, a column for listing the time a student arrives to class and the time a student leaves the class is included in the print.</p> <p>This column is automatically marked for inclusion.</p>
Shade Alternate Rows	<p>When marked, the report prints with every other student name highlighted. This allows for easier reading of the report.</p>

Field	Description
Primary Teachers Only	<p>When marked, section rosters only print for course sections that are taught by primary teachers.</p> <p>When this option is marked and All Teachers is selected, sections without a Primary Teacher will print with "No Primary Teacher" displayed on the report header.</p>
Show Period Schedule Name	When marked, the name of the Period Schedule prints in the header of the report.
Student Option	
Student Picture	When marked, the student's picture prints on the report.
Gender	When marked, a column that lists the student's gender (M, F or other gender label if allowed by the state) prints.
Student Number	When marked, the student's locally assigned school identification number prints.
Nickname	When marked, the student's nickname (entered on their Identity/Demographics) record prints after their last and first name.
Course Selection	
Teacher	<p>Lists the teachers for which their section roster can be printed. Staff who have the Teacher checkbox marked on the District Assignment record for the school are available for selection.</p> <p>Selecting all teachers also allows the sub-attendance roster to print for course sections that do not have a teacher assigned.</p>
Course	Lists the available courses (those marked for recording attendance or positive attendance) that can be included in the report. Locate a course by either the Course Number (courses are in numeric ascending order) or the Course Name (courses are in alphabetic ascending order).
Additional Selections	
School Comment	Provides a text box for a standard comment at the top of the report for all selected teachers and course sections.
Report Format	Determines how the report generates - in PDF or DOCX format.

Generate the Sub Attendance Roster Report

A calendar and schedule structure **MUST** be chosen in the Campus toolbar in order to generate this report.

1. Enter the **Effective Date**.
2. Select the desired **Periods**.
3. Select the desired **Display Options**.
4. Select the desired **Student Options**.
5. Select the desired **Teachers**.
6. Select the desired **Courses**.
7. Enter a **School Comment**, if desired.
8. Select the desired **Report Format**.
9. Click the **Generate Report** button.

Print this report and give it to the substitute teacher for the appropriate class periods. At the end of the day or end of the period, depending on school procedures, the substitute signs and dates the report on the provided lines and returns the printout to the attendance office for attendance entry.

The report is sorted by teacher (last name, first name). For each teacher, the sections in which the teacher is assigned sort by period sequence. If the section meets in multiple periods, the following sort pattern occurs:

- If the periods in which that section meet are sequential, only one sheet prints with the sequential periods.
- If the periods in which that section meet are not sequential, a separate sheet prints.
- If the list of students for a course section spans multiple pages, the teacher's name and the course print on the subsequent pages.

20-21 Middle School <small>Generate on 12/18/2020 11:00:18 AM Page 1 of 3</small>	Teacher: Staff, Sandra <small>Effective Date: 12/18/2020 Period Schedule: 1</small>
---	---

Comments: Winter Break begins December 23.

Course: A-113 ADVISORY **Room:** 113
Period: A **Time:** - **Students:** 9 M: 4 F: 5 O: 0

Student	Gender	P	A	T	Time in	Time out	Comments
7 Student, Albert #123456789	M						
7 Student, Beth #234567890	M						
7 Student, Charles #345678901	F						
7 Student, Delia #456789012	M						
7 Student, Erik #567890123	F						

To the best of my knowledge, the information contained on this document is verified as accurate and complete.

Signature _____ Date _____

Sub Attendance Roster, All Options Selected - PDF Format

20-21 Middle School <small>Generate on 12/18/2020 11:06:51 AM Page 1 of 2</small>	Teacher: Staff, Sandra <small>Effective Date: 12/18/2020</small>
---	--

Course: A-113 ADVISORY **Room:** 113
Period: A **Time:** - **Students:** 9 M: 4 F: 5 O: 0

Student	P	A	Comments
7 Student, Albert			
7 Student, Beth			
7 Student, Charles			
7 Student, Delia			
7 Student, Erik			

To the best of my knowledge, the information contained on this document is verified as accurate and complete.

Signature _____ Date _____

Sub Attendance Report , No Options Selected - DOCX Format

Blending Learning Groups

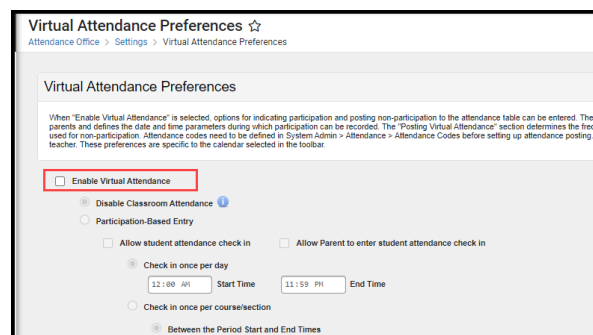
When using Blended Learning Groups, the report prints as follows and uses the entered Effective Date to determine which students are considered Physical and which students are considered Virtual.

Virtual Attendance Preferences

Sub Attendance Roster

The **Enable Virtual Attendance** option on the Virtual Attendance Preferences **IS NOT** marked.

Physical Students and Virtual Students print in separate sections.



Virtual Attendance Preferences ☆
Attendance Office > Settings > Virtual Attendance Preferences

Virtual Attendance Preferences

When "Enable Virtual Attendance" is selected, options for indicating participation and posting non-participation to the attendance table can be entered. The "Posting Virtual Attendance" section determines the frequency with which non-participation is recorded. Attendance codes need to be defined in System Admin > Attendance > Attendance Codes before setting up attendance posting. These preferences are specific to the calendar selected in the toolbar.

☐ **Enable Virtual Attendance**

☒ **Disable Classroom Attendance** ⓘ

☐ **Participation-Based Entry**


☐ Allow student attendance check in ☐ Allow Parent to enter student attendance check in

☒ Check in once per day

12:00 AM Start Time 11:59 PM End Time

☐ Check in once per course/section

☒ Between the Period Start and End Times



20-21 Middle School Teacher: Staff, Ben
Generate on 12/18/2020 10:43:50 AM Page 1 of 1 Effective Date: 12/18/2020

Course: 102-1 Take Flight Room: B201
Period: 1 Time: 07:30 AM-08:15 AM Students: 7 M: 5 F: 2

Physical Students	P	A	T	Time in	Time out	Comments
06 Student, Amber						
07 Student, Callie						
06 Student, Emily						

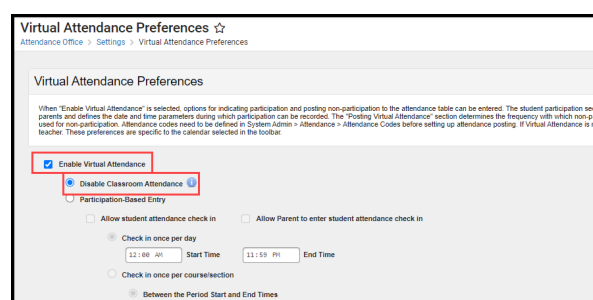
Virtual Students	P	A	T	Time in	Time out	Comments
06 Student, Zake						
06 Student, Xander						
06 Student, Victor						
06 Student, Thomas						

To the best of my knowledge, the information contained on this document is verified as accurate and complete.

Signature _____ Date _____

The **Enable Virtual Attendance** option on the Virtual Attendance Preferences **IS** marked and the **Disable Classroom Attendance** option **IS** marked.

Physical Students and Virtual Students print in separate sections.



Virtual Attendance Preferences ☆
Attendance Office > Settings > Virtual Attendance Preferences

Virtual Attendance Preferences

When "Enable Virtual Attendance" is selected, options for indicating participation and posting non-participation to the attendance table can be entered. The student participation section determines the frequency with which non-participation is recorded. Attendance codes need to be defined in System Admin > Attendance > Attendance Codes before setting up attendance posting. If Virtual Attendance is not selected, these preferences are specific to the calendar selected in the toolbar.

☒ **Enable Virtual Attendance**

☒ **Disable Classroom Attendance** ⓘ

☐ **Participation-Based Entry**

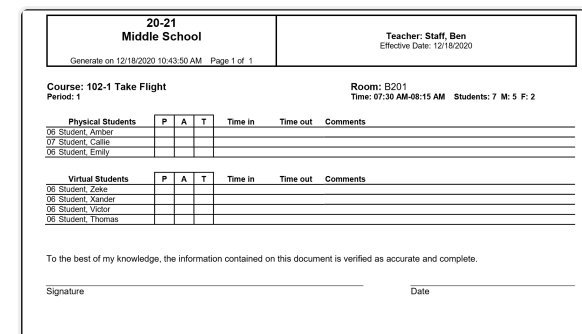
☐ Allow student attendance check in ☐ Allow Parent to enter student attendance check in

☒ Check in once per day

12:00 AM Start Time 11:59 PM End Time

☐ Check in once per course/section

☒ Between the Period Start and End Times



20-21 Middle School Teacher: Staff, Ben
Generate on 12/18/2020 10:43:50 AM Page 1 of 1 Effective Date: 12/18/2020

Course: 102-1 Take Flight Room: B201
Period: 1 Time: 07:30 AM-08:15 AM Students: 7 M: 5 F: 2

Physical Students	P	A	T	Time in	Time out	Comments
06 Student, Amber						
07 Student, Callie						
06 Student, Emily						

Virtual Students	P	A	T	Time in	Time out	Comments
06 Student, Zake						
06 Student, Xander						
06 Student, Victor						
06 Student, Thomas						

To the best of my knowledge, the information contained on this document is verified as accurate and complete.

Signature _____ Date _____

Image Caption

The **Enable Virtual Attendance** option on the Virtual Attendance Preferences **IS** marked and the **Participation Based Entry** option **IS** marked.

Physical Students and Virtual Students print in separate sections. The Virtual Students have a Participated column, rather than P(resent), A(bsent), T(ardy) columns, to record whether a student participated in the class.

Virtual Attendance Preferences

Virtual Attendance Preferences ☆

Attendance Office > Settings > Virtual Attendance Preferences

When "Enable Virtual Attendance" is selected, options for indicating participation and posting non-participation to the attendance table can be entered by parents and defines the date and time parameters during which participation can be recorded. The "Posting Virtual Attendance" section determines if used for non-participation. Attendance codes need to be defined in System Admin > Attendance > Attendance Codes before setting up attendance posting teacher. These preferences are specific to the calendar selected in the toolbar.

☒ Enable Virtual Attendance

☐ Disable Classroom Attendance ⓘ

☒ Participation-Based Entry

☐ Allow student attendance check in
 ☐ Allow Parent to enter student attendance check in

☒ Check in once per day

Start Time
 End Time

☐ Check in once per course/section

☒ Between the Period Start and End Times
 ☐ Set Time

Start Time
 End Time

Sub Attendance Roster

2020-21

Elementary

Generate on 12/18/2020 11:40:00 AM Page 1 of 1

Teacher: Staff, Sandra

Effective Date: 12/18/2020

Course: HMRM-K-1 Kindergarten

Room: C134

Period: AM PM

Time: 09:25 AM-03:45 PM Students: 19 M: 9 F: 10

Physical Students	P	A	T	Time in	Time out	Comments
HK Student, Fiona						
KD Student, George						
KD Student, Heather						
KD Student, Isaac						
KD Student, Jana						

Virtual Students	Participated	Time in	Time out	Comments
KD Student, Kyle				

To the best of my knowledge, the information contained on this document is verified as accurate and complete.

Signature _____ Date _____

Image Caption